

Milton Hershey School


Accessing Campus Parent on Mobile Devices

Below are the steps for finding and downloading the Infinite Campus Parent app for mobile devices.


Installing the App for Apple iPhone or iPad:



1. Go to the **App Store** in iTunes.
2. Tap in the **Search Strip** in the bottom right corner of the screen.
3. Enter "*Campus*" and tap **Search** button.
4. Locate "*Campus Parent*" in the search results and tap **Get**.



5. Tap "Use Existing Apple ID" and enter your iTunes account password. Tap **OK**.
6. Tap **Install**.





7. Enter your Apple ID again and tap **Sign In**.
8. A success checkmark appears when the app is downloaded to your device.

Using the Infinite Campus App for Apple iPhone or iPad

9. Tap on the **Campus Parent** icon on your mobile device to open it.
10. Tap on **Settings**.

Installing the Infinite Campus App on an Android Phone or Tablet

1. Go to the **Play Store** icon  on the device and tap to open it.
2. Enter *infinite campus* in the top search box.

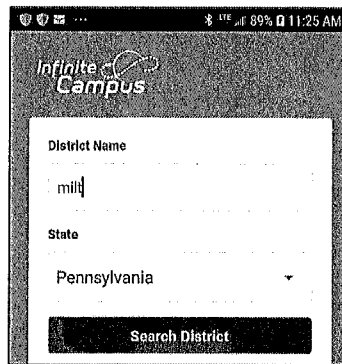


3. Tap on *Campus Parent* in the search results.
4. Tap **Install** button, then **Open**.



Using the Infinite Campus App on an Android Device

1. Tap on the **Campus Parent** icon on your mobile device (skip this step if the app is already open).
2. Under District Name enter **milt**, select **Pennsylvania** from the State drop down, then tap **Search District**.



3. Tap **Milton Hershey School**.
4. Enter your **Username** and **password** then tap **Log In**.
5. To see available tools, tap the **hamburger menu** icon in the top left corner.
6. To change students, tap on the student's name in the upper right corner. A list of all your students appears.

There is no logout button. Simply close the app. The next time you launch the app your student's data appears. You don't need to log in every time.

